


# OS2 Type 21



OS2 Type 21



## OS2 Type 21 Control Panel

The ultimate 24v DC motor operating control that fulfils the simplest stand alone system through to a fully networked intelligent SHEV system with BMS interface. Every OS2 controller operates on a mains voltage primary power supply and contains integral fully monitored and intelligent battery back-up for secondary power operation.

OS2 has been designed to be easy to install whilst providing robust and reliable control. OS2 control is compatible with OS2 MCPs and a host of peripheral control products.

## CE CERTIFIED

Compliant to applicable regulations.



Unit comes in a standard GREY Powder coated enclosure


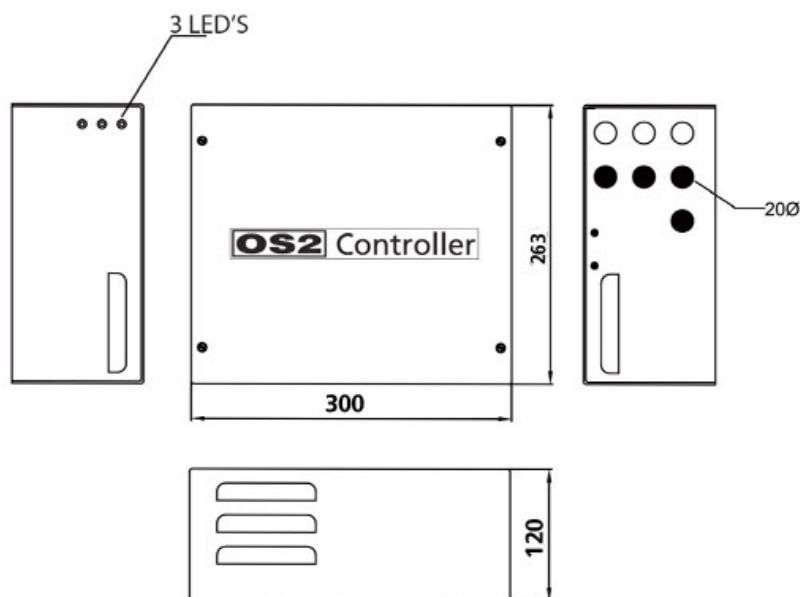


Version 3

# OS2 Type 21

Technical Drawing

**SE**  
**CONTROLS**  
secontrols.com



24V dc

The AutoCAD drawing for this product can be found at [www.secontrols.com](http://www.secontrols.com)

Technical Data

Connections

## Power

- Class 1
- Supply 230V ac 50/60 Hz from a 3A fused un-switched spur
- Current Rating 2A
- Output 24V dc 2-Channels Combined output not to exceed 8A intermittent (6mins in any 1 hour)/5A continuous
- Backup Battery 2x12Vdc 2.1Ah Sealed Lead-Acid Batteries
- Expected battery life 5+ years (can be reduced, dependant upon use) – Batteries monitored by unit
- Real time clock battery average life 10 Years

## Environment

- IP Rating 20
- Humidity Range 10 to 90% Non-Condensing
- Storage -20 to + 75 °C
- Operating temp -10 to +50 °C

## Miscellaneous

- Dimensions 300x263x120mm
- Mass Approx 8kg
- Cable entry is via seven 210mm end ounted cable glands and/or one rear slot for concealed connection

OS2 CONTROL PANEL Part Number: **FCS 0020 0001**

Version 3